

## JAMINDAN, CAPIZ - HSWG Partner Reporting

### Recovery Shelter Activities (as of 06-OCT-2014)

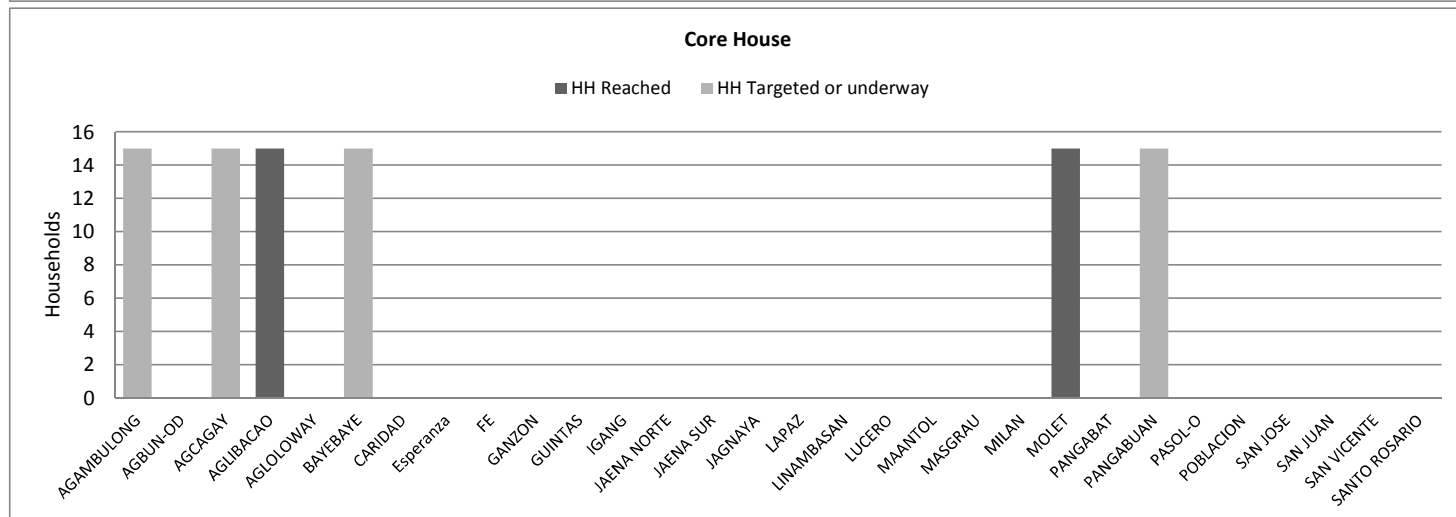
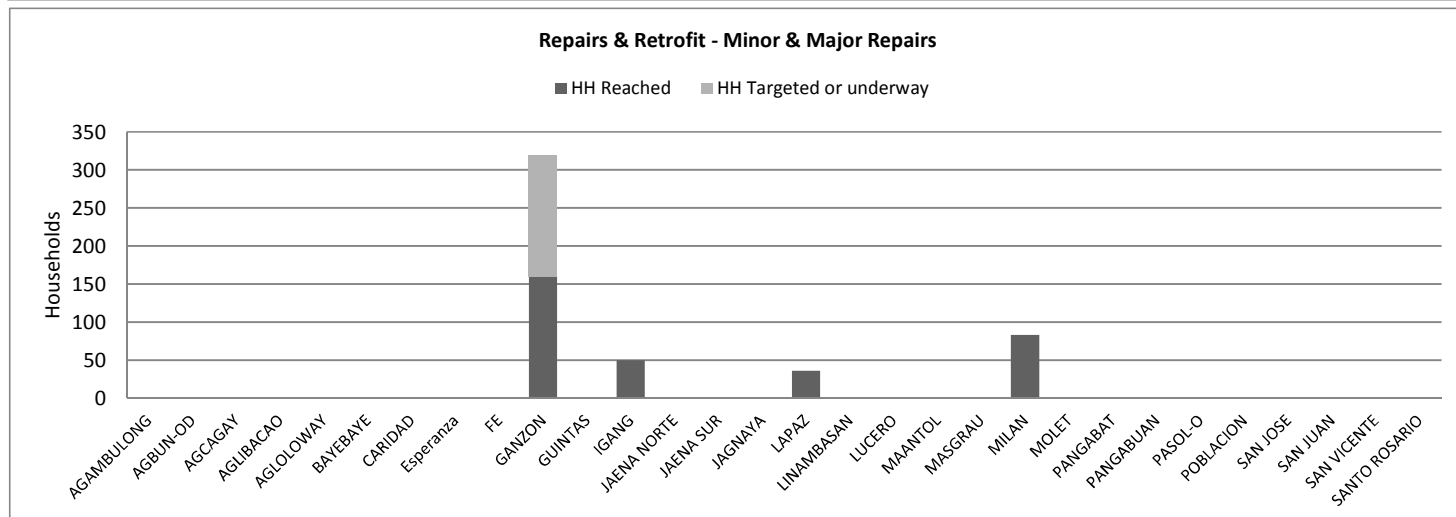

The graphs shown below represent the sum of households who have received (HH Reached) or who will receive (HH Targeted or underway) recovery shelter support by HSWG partner agencies. Numbers reached are those reported to the HSWG by 6th October 2014. Household number do not represent the total needs by Barangay - for this, consult with relevant Barangay or Municipality. PLEASE NOTE - scale differs in each graph.

For explanation of intervention types, please see Shelter Cluster Recovery guidelines:

<https://www.sheltercluster.org/Asia/Philippines/Typhoon%20Haiyan%202013/Documents/Recovery%20Shelter%20Guidelines.pdf>

The full data set of HSWG data can be found here:

<https://www.sheltercluster.org/Asia/Philippines/Typhoon%20Haiyan%202013/Documents/20141003%20HSWG%20Database%20for%20website.xlsb>





## JAMINDAN - HSWG Partner reporting

### Recovery Shelter activities (as of 06-OCT-2014)

#### Interventions By AGENCIES

The data shown below represent the sum of households who have received (HH reached) or who will receive (HH targeted or underway) recovery shelter support by HSWG partner agencies. Numbers reached are those reported to the HSWG by 6th October 2014. The full data set of HSWG data can be found here:

<https://www.sheltercluster.org/Asia/Philippines/Typhoon%20Haiyan%202013/Documents/20141003%20HSWG%20Database%20for%20website.xlsb>

Agency	Temporary Shelter		Repairs & Retrofit		Core House		Permanent House		Total HH Reached	Total HH Targeted
	HH Reached	HH Targeted	HH Reached	HH Targeted	HH Reached	HH Targeted	HH Reached	HH Targeted		
CapizNED			0	1					0	1
Caritas Austria / Italiana					30	90			30	90
IOM			329	489					329	489
<b>Grand Total</b>			<b>329</b>	<b>490</b>	<b>30</b>	<b>90</b>			<b>359</b>	<b>580</b>



## JAMINDAN - HSWG Partner reporting

### Recovery Shelter activities (as of 06-OCT-2014)

#### Interventions By BARANGAYS

The data shown below represent the sum of households who have received (HH reached) or who will receive (HH targeted or underway) recovery shelter support by HSWG partner agencies. Numbers reached are those reported to the HSWG by 6th October 2014. The full data set of HSWG data can be found [here](https://www.sheltercluster.org/Asia/Philippines/Typhoon%20Haiyan%202013/Documents/20141003%20HSWG%20Database%20for%20website.xlsx):

<https://www.sheltercluster.org/Asia/Philippines/Typhoon%20Haiyan%202013/Documents/20141003%20HSWG%20Database%20for%20website.xlsx>

	Temporary Shelter		Repairs & Retrofit		Core House		Permanent House		Total HH Reached	Total HH Target
Barangay	HH Reached	HH Target	HH Reached	HH Target	HH Reached	HH Target	HH Reached	HH Target		
AGAMBULONG					0	15			0	15
AGBUN-OD										
AGCAGAY					0	15			0	15
AGLIBACAO					15	15			15	15
AGLOLOWAY										
BAYEBAYE					0	15			0	15
CARIDAD										
Esperanza			0	1					0	1
FE										
GANZON			160	320					160	320
GUINTAS										
IGANG			50	50					50	50
JAENA NORTE										
JAENA SUR										
JAGNAYA										
LAPAZ			36	36					36	36
LINAMBASAN										
LUCERO										
MAANTOL										
MASGRAU										
MILAN			83	83					83	83
MOLET					15	15			15	15
PANGABAT										
PANGABUAN					0	15			0	15
PASOL-O										
POBLACION										
SAN JOSE										
SAN JUAN										
SAN VICENTE										
SANTO ROSARIO										
<b>Grand Total</b>			<b>329</b>	<b>490</b>	<b>30</b>	<b>90</b>			<b>359</b>	<b>580</b>

**JAMINDAN - HSWG Partner reporting****Recovery Shelter activities (as of 06-OCT-2014)****Interventions By BARANGAYS & AGENCIES**

The data shown below represent the sum of households who have received (HH reached) or who will receive (HH targeted or underway) recovery shelter support by HSWG partner agencies. Numbers reached are those reported to the HSWG by 6th October 2014. The full data set of HSWG data can be found here:

<https://www.sheltercluster.org/Asia/Philippines/Typhoon%20Haiyan%202013/Documents/20141003%20HSWG%20Database%20for%20website.xlsb>

Barangays & Agency	Temporary Shelter		Repairs & Retrofit		Core House		Permanent House		Total HH Reached	Total HH Target
	HH Reached	HH Target	HH Reached	HH Target	HH Reached	HH Target	HH Reached	HH Target		
<b>AGAMBULONG</b>					0	15			0	15
Caritas Austria / Italiana					0	15			0	15
<b>AGBUN-OD</b>										
<b>AGCAGAY</b>					0	15			0	15
Caritas Austria / Italiana					0	15			0	15
<b>AGLIBACAO</b>					15	15			15	15
Caritas Austria / Italiana					15	15			15	15
<b>AGLOLOWAY</b>										
<b>BAYEBAYE</b>					0	15			0	15
Caritas Austria / Italiana					0	15			0	15
<b>CARIDAD</b>										
<b>Esperanza</b>			0	1					0	1
CapizNED			0	1					0	1
<b>FE</b>										
<b>GANZON</b>			160	320					160	320
IOM			160	320					160	320
<b>GUINTAS</b>										
<b>IGANG</b>			50	50					50	50
IOM			50	50					50	50
<b>JAENA NORTE</b>										
<b>JAENA SUR</b>										
<b>JAGNAYA</b>										
<b>LAPAZ</b>			36	36					36	36
IOM			36	36					36	36
<b>LINAMBASAN</b>										
<b>LUCERO</b>										
<b>MAANTOL</b>										
<b>MASGRAU</b>										
<b>MILAN</b>			83	83					83	83
IOM			83	83					83	83
<b>MOLET</b>					15	15			15	15
Caritas Austria / Italiana					15	15			15	15
<b>PANGABAT</b>										
<b>PANGABUAN</b>					0	15			0	15
Caritas Austria / Italiana					0	15			0	15
<b>PASOL-O</b>										
<b>POBLACION</b>										
<b>SAN JOSE</b>										
<b>SAN JUAN</b>										



## JAMINDAN - HSWG Partner reporting

Recovery Shelter activities (as of 06-OCT-2014)

### Interventions By BARANGAYS & AGENCIES

The data shown below represent the sum of households who have received (HH reached) or who will receive (HH targeted or underway) recovery shelter support by HSWG partner agencies. Numbers reached are those reported to the HSWG by 6th October 2014. The full data set of HSWG data can be found here:

<https://www.sheltercluster.org/Asia/Philippines/Typhoon%20Haiyan%202013/Documents/20141003%20HSWG%20Database%20for%20website.xlsb>

	Temporary Shelter		Repairs & Retrofit		Core House		Permanent House		Total HH Reached	Total HH Target
	HH Reached	HH Target	HH Reached	HH Target	HH Reached	HH Target	HH Reached	HH Target		
<b>Barangays &amp; Agency</b>										
<b>SAN VICENTE</b>										
<b>SANTO ROSARIO</b>										
<b>Grand Total</b>			329	490	30	90			359	580